



DISTANCE LEARNING PACKET

KINDERGARTEN

Name: _____

Date: _____

Day II

MOVE-YOUR-FINGERS

Today you will be moving those fingers to complete reading and math activities.

Reading

Trace the uppercase letters. Write the correct LOWERCASE letter to match each letter.

A	B	C	D	E	F
G	H	I	J	K	L
M	N	O	P	Q	R
S	T	U	V	W	X
Y	Z				

Math

Use the tens frames to write numbers 1-20. Remember to check for backwards numbers!

Bonus

Write the missing numbers:

6		8			11
---	--	---	--	--	----

Name: _____

Date: _____

Day 12

Tap-And-Count

Practice your counting skills to complete today's reading and math activities.

Reading

Sound out the words by tapping and saying each sound. Blend the sounds to read the word.

mad

rig

top

sub

net

lip

cob

fun

wed

Math

Tap each picture to count and combine. Fill in the missing numbers to complete the equation.



$$\begin{array}{c} \underline{\quad} \\ \text{---} \\ \underline{\quad} \end{array} + \begin{array}{c} \underline{\quad} \\ \text{---} \\ \underline{\quad} \end{array} = \begin{array}{c} \underline{\quad} \\ \text{---} \\ \underline{\quad} \end{array}$$

$$\begin{array}{c} \underline{\quad} \\ \text{---} \\ \underline{\quad} \end{array} + \begin{array}{c} \underline{\quad} \\ \text{---} \\ \underline{\quad} \end{array} = \begin{array}{c} \underline{\quad} \\ \text{---} \\ \underline{\quad} \end{array}$$

Bonus

Read these words: thin shut chip

Name: _____

Date: _____

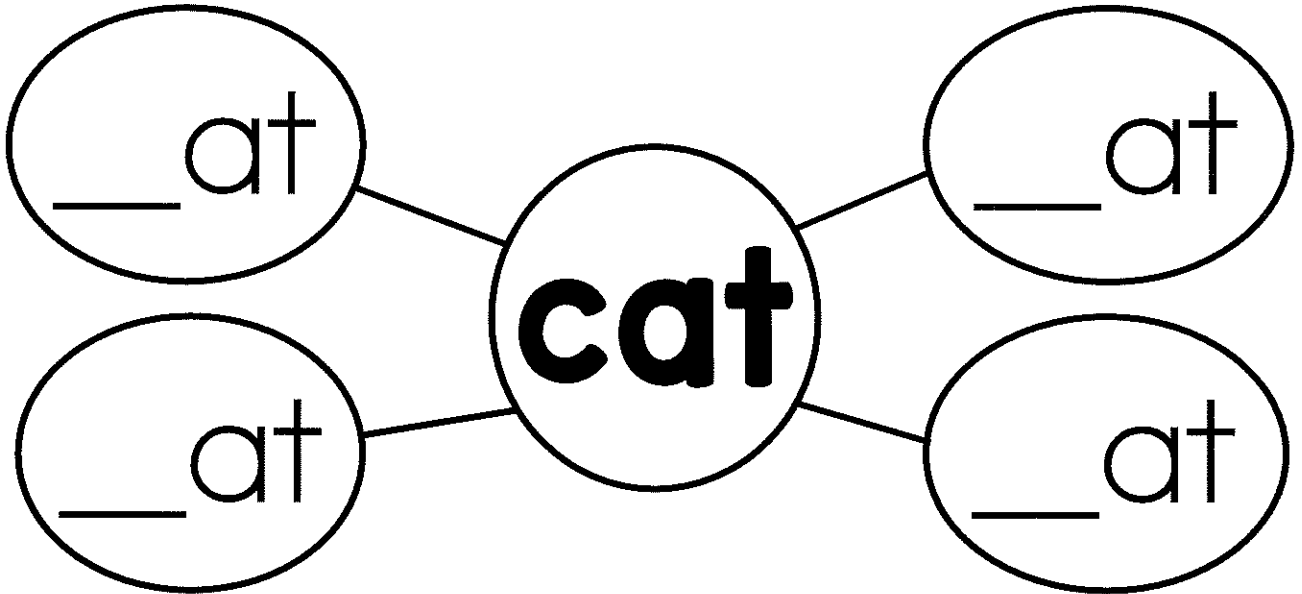
Day 13

Break-It-Up

Break apart words and numbers to complete today's reading and math activities.

Reading

Change the beginning letters to fill in the web with rhyming words.

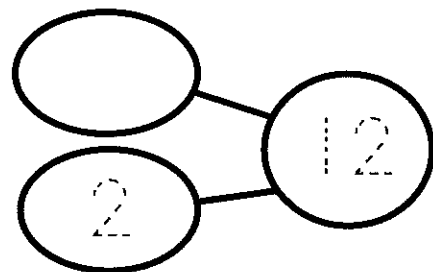
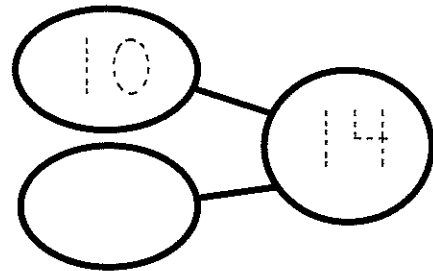


Math

Draw dots to match each number. Then complete number bond.

14	<input type="checkbox"/>	<input type="checkbox"/>	<input type="checkbox"/>	<input type="checkbox"/>	<input type="checkbox"/>	<input type="checkbox"/>	<input type="checkbox"/>
	<input type="checkbox"/>	<input type="checkbox"/>	<input type="checkbox"/>	<input type="checkbox"/>	<input type="checkbox"/>	<input type="checkbox"/>	<input type="checkbox"/>

12	<input type="checkbox"/>	<input type="checkbox"/>	<input type="checkbox"/>	<input type="checkbox"/>	<input type="checkbox"/>	<input type="checkbox"/>
	<input type="checkbox"/>	<input type="checkbox"/>	<input type="checkbox"/>	<input type="checkbox"/>	<input type="checkbox"/>	<input type="checkbox"/>



Bonus

Say **cat**. Change the /t/ to /p/.
What is the new word? _____

Name: _____

Date: _____


Day 14

Think-It-Out

Exercise your creative thinking skills to complete your reading and math activities.

Reading

Look at the picture. Write a story about what you see.



At the farm, I see

_____.

They can _____.

Math

Look at the farm picture above. Count the animals and color in the squares to show how many.




--	--	--	--	--



--	--	--	--	--



--	--	--	--	--



--	--	--	--	--

Bonus

How many animals are there in all? _____

Name: _____

Date: _____

Day 15

Fast-and-Fluent

How fast can you read? Today's reading and math activities will increase your fluency.

Reading

Practice saying the letter SOUNDS as fast as you can. Say them 5 times.

J	B	M	H	F	L
O	W	Y	R	P	T
G	N	K	U	A	V
Q	E	S	I	D	X
C	Z				

Math

Say the numbers as quickly as you can. Read them 5 times.

8	4	11	6	2
17	14	1	19	9
5	12	20	7	18
10	15	3	16	13

BONUS

Use a timer to record your fastest time.

Sounds: _____

Numbers: _____

Name: _____

Date: _____

Day 16

MOVE-YOUR-FINGERS

Today you will be moving those fingers to complete reading and math activities.


Reading

Practice your handwriting skills. Write your name CORRECTLY on each line.

Handwriting practice lines consisting of solid top and bottom lines with a dashed middle line. There are four sets of these lines provided for writing practice.


Math

Draw dots to match the given number. Make sure they fit in the box.

3	9	11	5
 (example)			
15	16	12	7

Bonus

How many dots do you see?
Write the number.

	
--	--

Name: _____

Date: _____






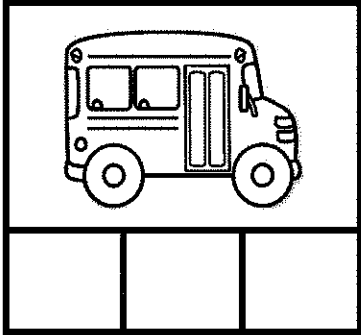
Day 18

Break-It-Up

Break apart words and numbers to complete today's reading and math activities.



Reading

Look at the pictures. Sound out each word. Write the letters in the boxes.



Math

Break apart the teen numbers. Write the missing number.



Bonus

What's the number?

10 and 3 make _____

Name: _____

Date: _____


Day 19

Think-It-Out

Exercise your creative thinking skills to complete your reading and math activities.

Reading



100 is a lot! What would you buy with \$100?



If I had \$100, I would buy _____.

Math

You can use squares and hexagons to make a sun. Use simple shapes to draw a picture of a rocket.



Bonus

How many squares did they use to draw the sun? _____

Name: _____

Date: _____

Day 20

Fast-and-Fluent

How fast can you read? Today's reading and math activities will increase your fluency.

Reading

Practice reading the sight words as fast as you can. Read them 3 times.

pink	and	have	go	had	purple
red	yellow	as	blue	the	a
orange	two	it	at	three	to
he	green	four	I	brown	see
like	of	is	black	am	one
has	you	in	gray	white	we

Math

Say the numbers as quickly as you can. Read them 5 times.

8**4****11****6****2****17****14****1****19****9****5****12****20****7****18****10****15****3****16****13****Bonus**

Count to 100 as fast as you can.

Kindergarten: *First 100 Sight Words*

the	he	at	but	there
of	was	be	not	use
and	for	this	what	an
a	on	have	all	each
to	are	from	were	which
in	as	or	we	she
is	with	one	when	do
you	his	had	your	how
that	they	by	can	their
it	I	words	said	if

will	some	two	my	find
many	him	number	called	get
up	her	more	than	long
then	into	no	who	come
other	would	write	first	down
them	time	way	oil	made
about	make	go	water	day
these	has	could	sit	may
out	like	see	been	did
so	look	people	now	part